

Instrument Cluster turn signal indicator light.

In the original Volkswagen wiring design, there is a single turn signal indicator light in the instrument cluster that flashes in conjunction with either a left or right turn input signal. This indicator light does not distinguish between a left or right signal. It only indicates that either a left or right signal is active. This required a special turn signal flasher with a pilot light ground feed directly to the indicator bulb. The bulb received power via a common power feed terminal on the instrument cluster. This original design turn signal flasher and wiring configuration cannot be used with this kit. Instead, we have chosen to use a special non-metallic light socket that replaces the original metal turn signal indicator socket. The advantages to the use of this new socket are as follows:

1. The new socket is a direct press in fit replacement for the original metal light socket.
2. The original turn signal flasher is not required.
3. LED turn signal lights can be used.
It is common practice to use LED bulbs for turn signals around the vehicle. They run cooler, draw very little current, and generally last longer. However, in order to facilitate the use of LED turn signal bulbs, an LED compatible turn signal flasher must be used. This kit incorporates this type of electronic LED compatible flasher.
4. An LED turn signal indicator bulb can be used.
LED bulbs are one direction bulbs. In the original Volkswagen wiring design, that uses a single turn signal indicator bulb, a single LED bulb would not work.
5. A colored LED bulb can be used.
This is a perfect fix for a cracked or worn indicator lens. The turn signal indicator bulb is green.

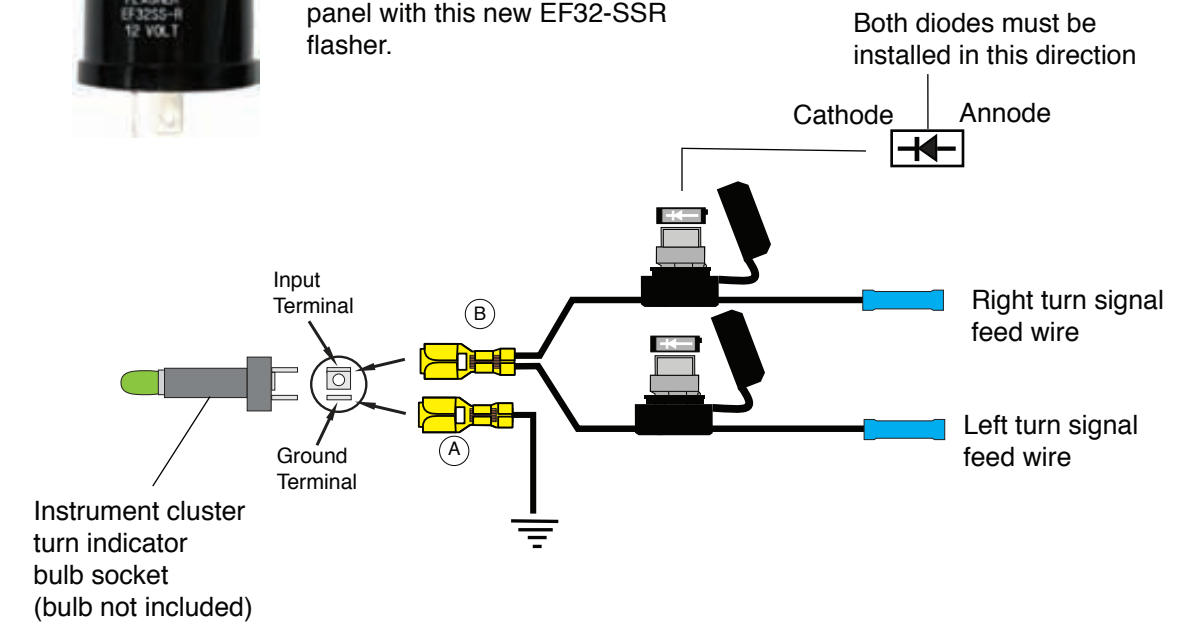
The replacement light socket is insulated from the instrument cluster housing. It has a terminal that accepts the power source and a ground terminal. The diodes are directional and allow the turn signal input from either the left or right side to flow to the bulb's input. There can be no backfeed to the opposite side feed wire because the direction of the diode blocks any backfeed. Current flows from anode to cathode only.




Current is blocked from cathode to anode. Basically, any signal input lights the bulb without affecting the opposite side. LED bulbs are also directional. However, the input (anode) side of the bulb matches the input terminal of the housing. Current flows from the input terminal of the light socket through the bulb to ground.



When using LED bulbs, it will be necessary to replace the flasher mounted on the Highway 15 panel with this new EF32-SSR flasher.



1962-65 Beetle - Turn signal lights

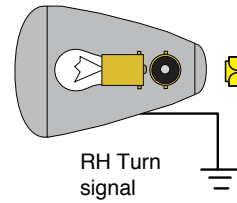


The new plastic bulb socket will replace this metal socket in the speedometer cluster

Instrument cluster turn indicator bulb socket (bulb not included)

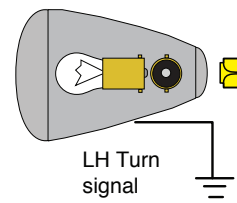
Diode must be in this direction

Note: Must replace 6 volt bulbs with 12 volt bulbs

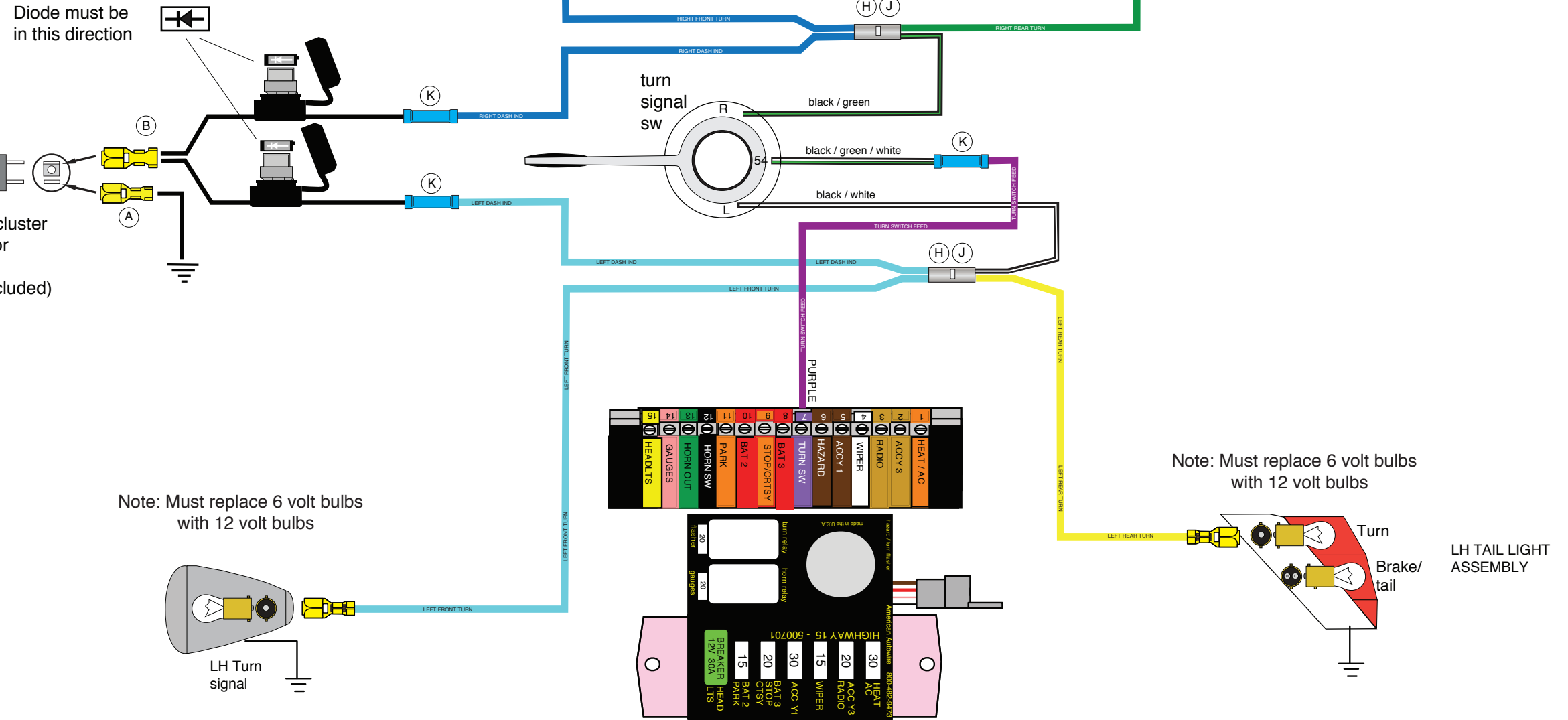


RH Turn signal

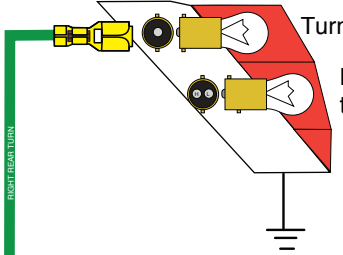
Note: Must replace 6 volt bulbs with 12 volt bulbs



LH Turn signal

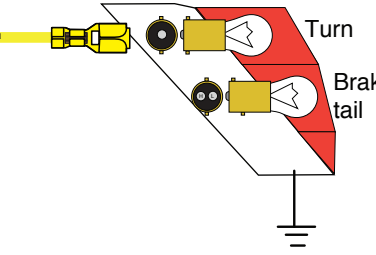


Note: Must replace 6 volt bulbs with 12 volt bulbs



RH TAIL LIGHT ASSEMBLY

Note: Must replace 6 volt bulbs with 12 volt bulbs



LH TAIL LIGHT ASSEMBLY



American Autowire


www.americanautowire.com 856-933-0801

510422

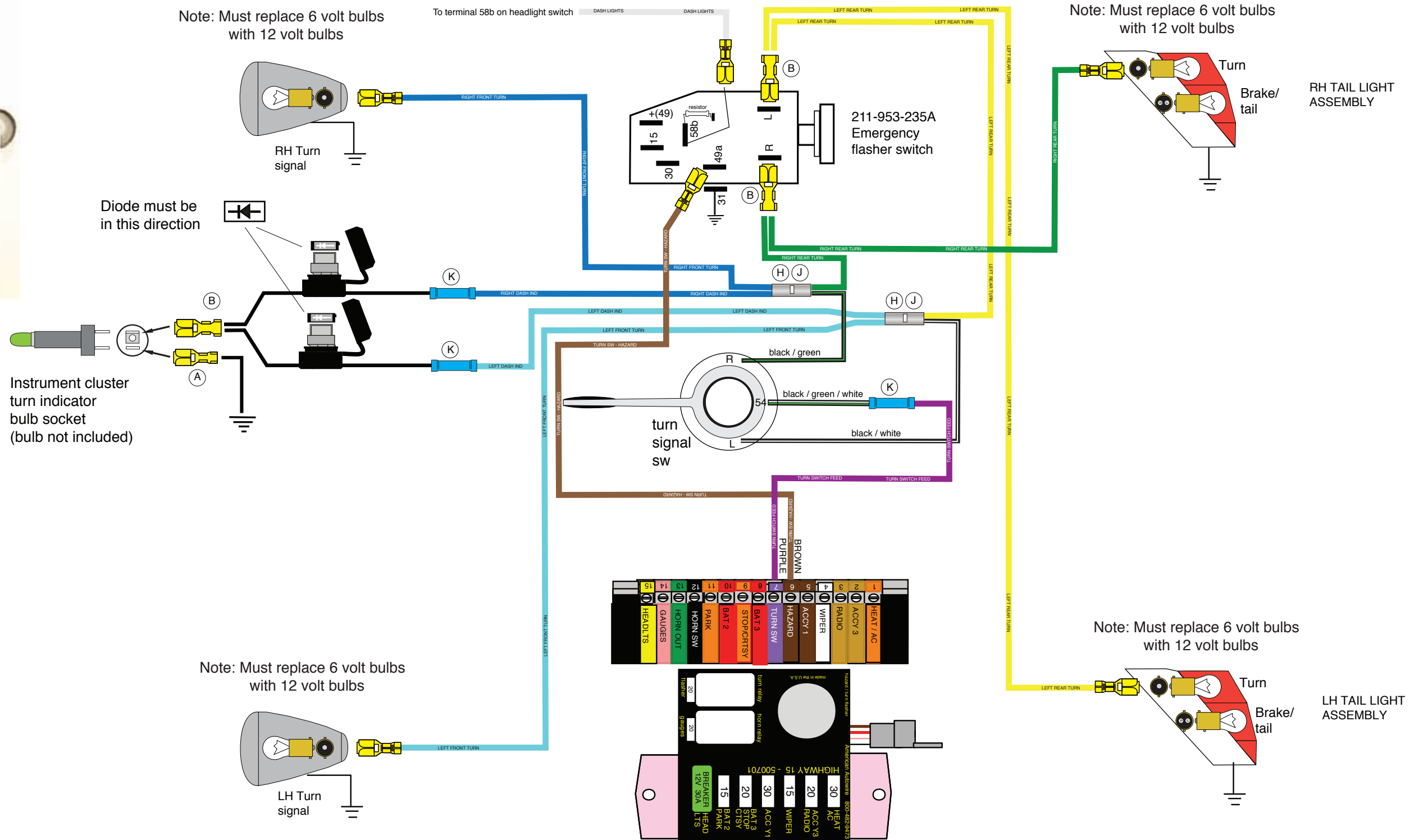
Volkswagen Turn Signal /
Emergency Flasher Wiring Kit

92971332 Rev 1.0 3/21/2016

1966 Beetle - Turn signal, hazard, and brake lights



The new plastic bulb socket will replace this metal socket in the speedometer cluster



510422

Volkswagen Turn Signal /
Emergency Flasher Wiring Kit

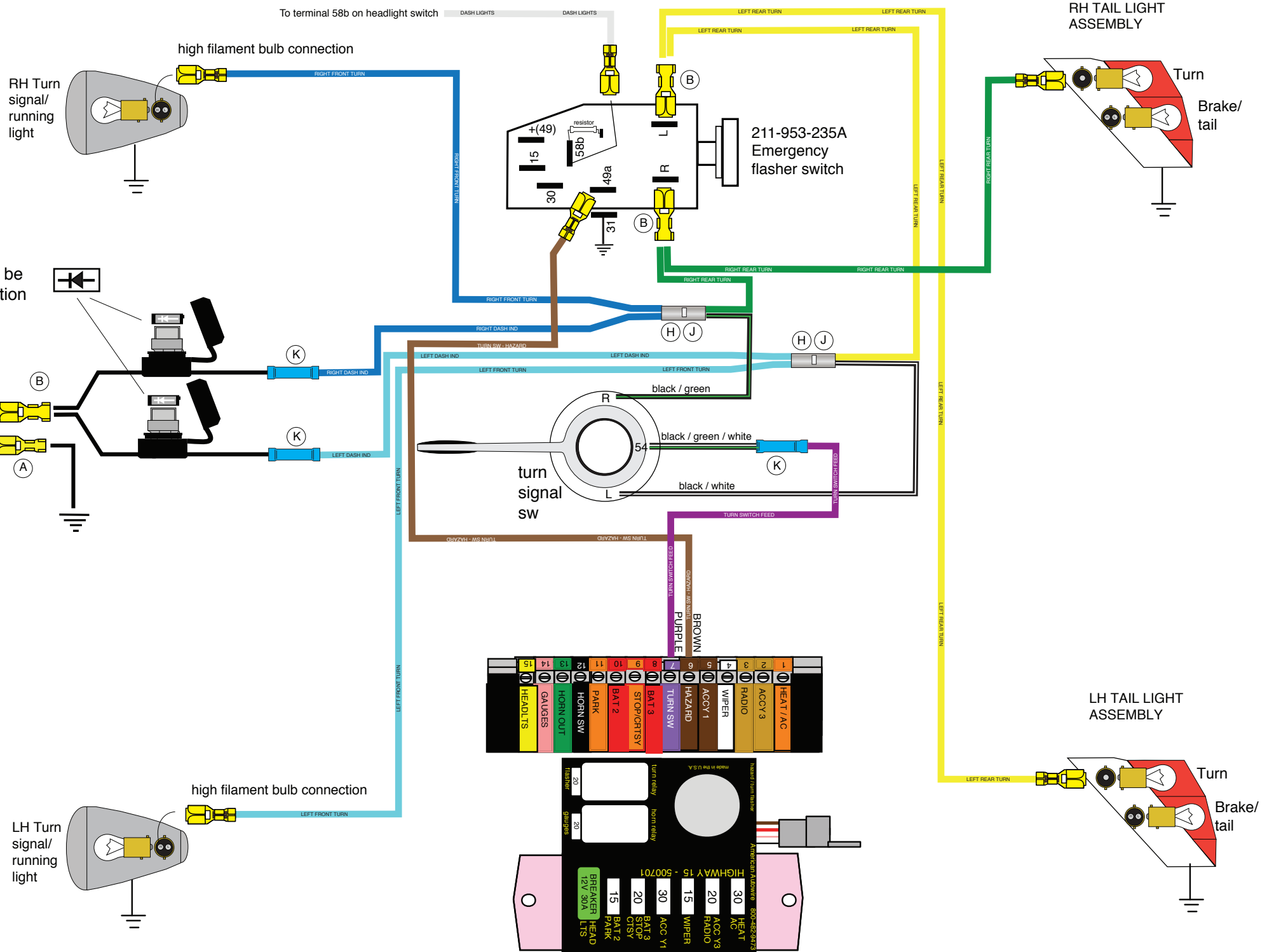
1967 Beetle - Turn signal and hazard lights



The new plastic bulb socket will replace this metal socket in the speedometer cluster

Instrument cluster turn indicator bulb socket (bulb not included)

Diode must be in this direction



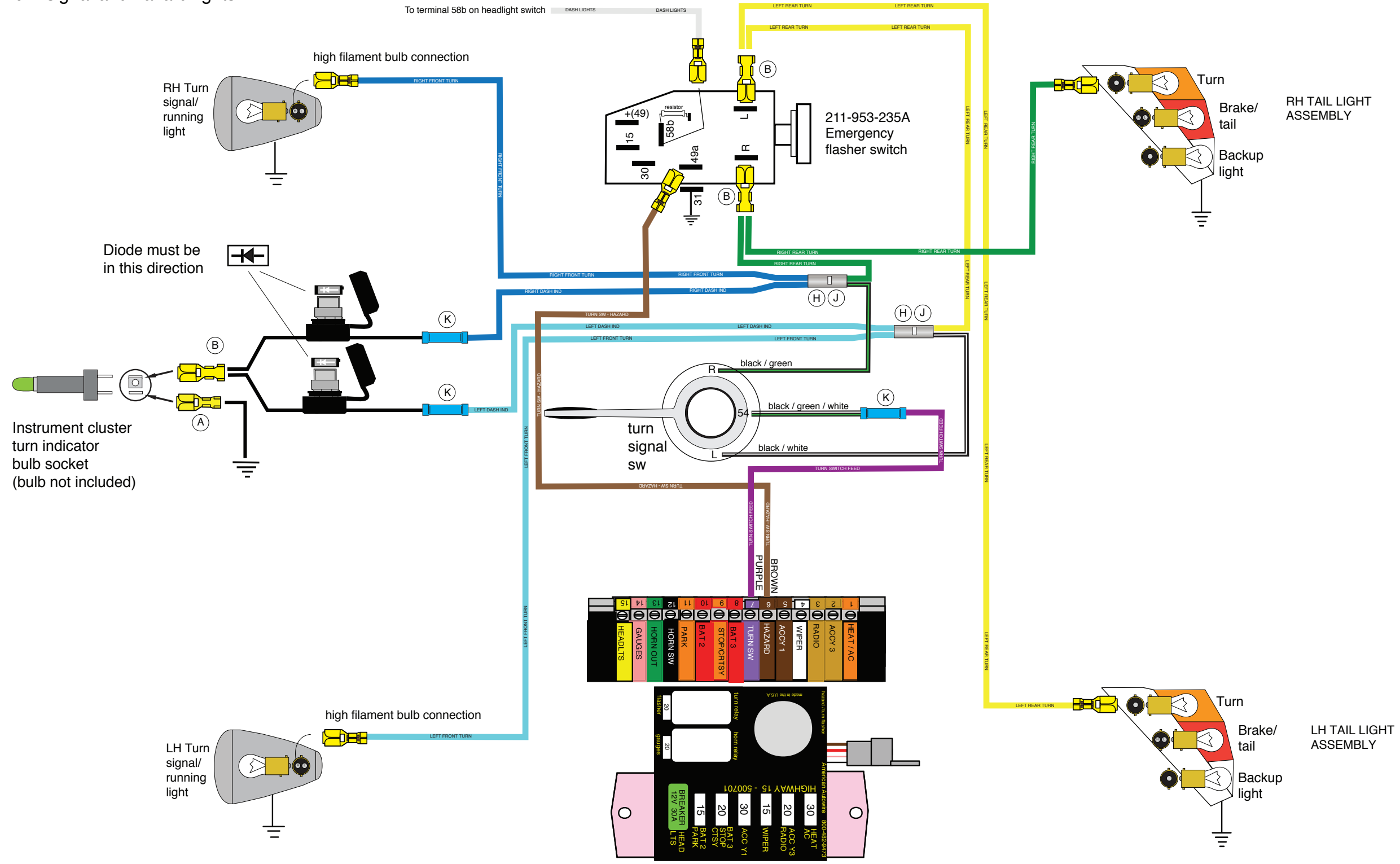
www.americanautowire.com 856-933-0801

510422

Volkswagen Turn Signal /
Emergency Flasher Wiring Kit

92971332 Rev 1.0 3/21/2016

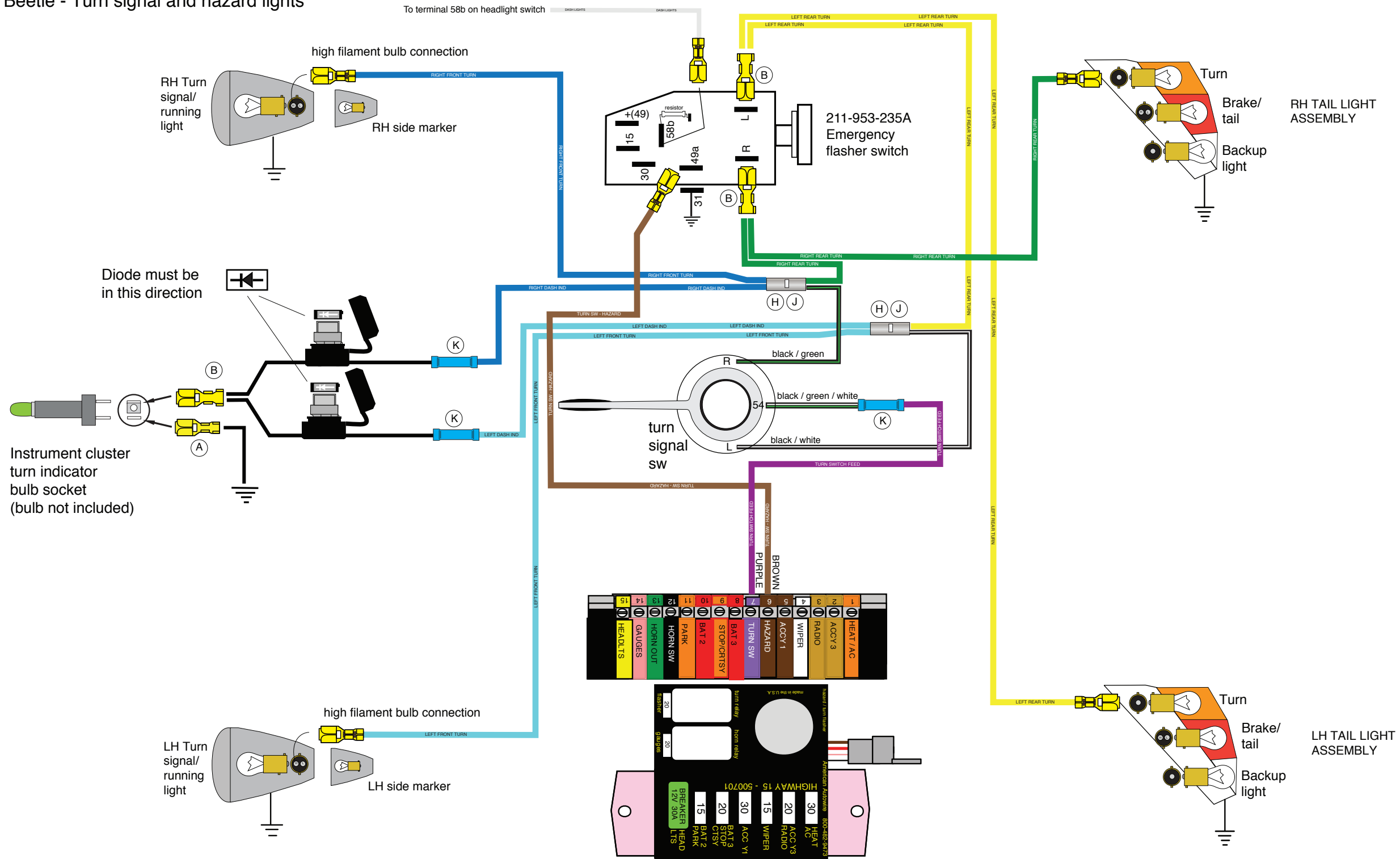
1968-69 Beetle - Turn signal and hazard lights



510422

Volkswagen Turn Signal /
Emergency Flasher Wiring Kit

1970 - 72 Beetle - Turn signal and hazard lights



**American
Autowire**

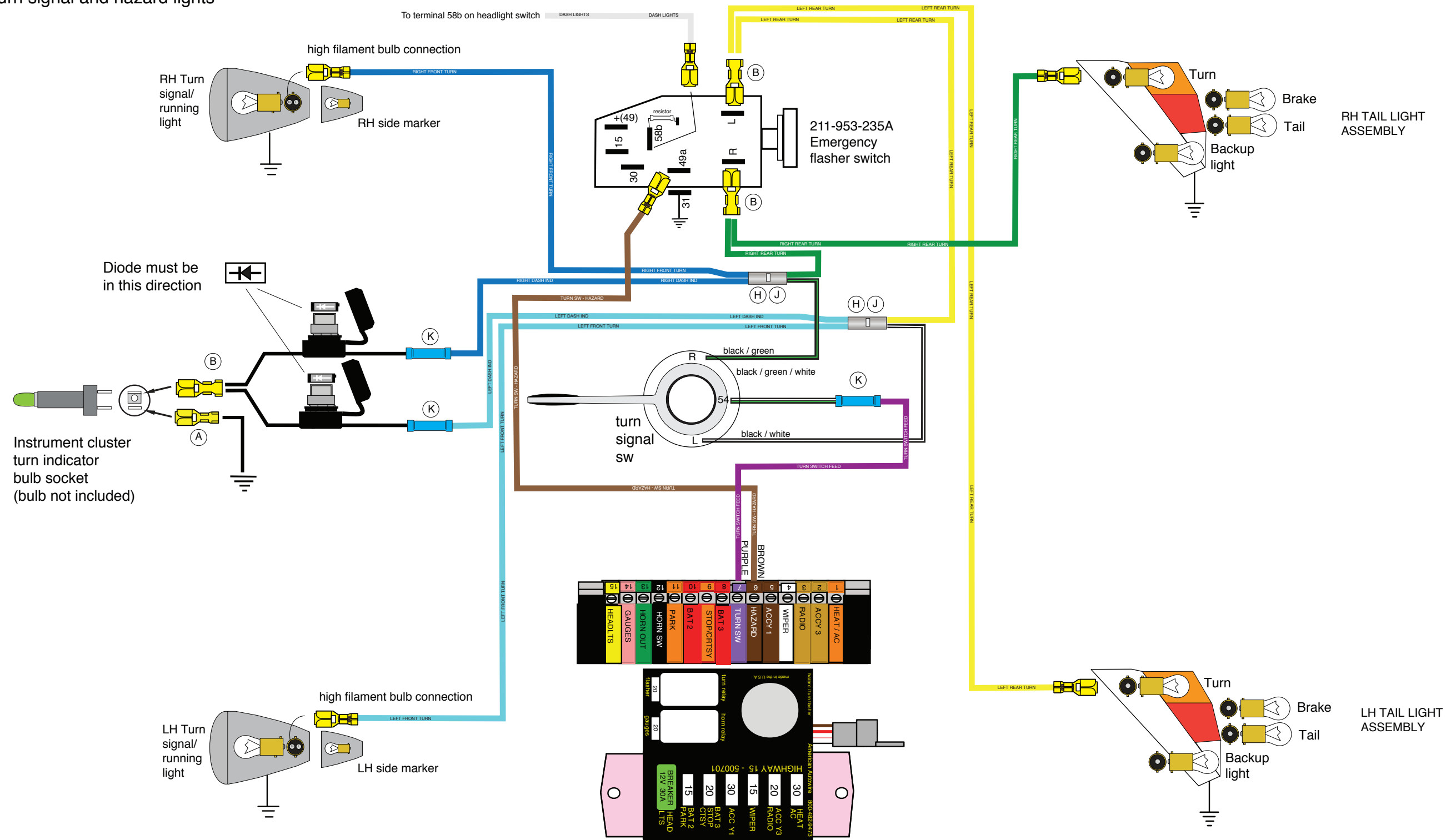
www.americanautowire.com 856-933-0801

510422

Volkswagen Turn Signal /
Emergency Flasher Wiring Kit

92971332 Rev 1.0 3/21/2016

1973-74 Beetle - Turn signal and hazard lights



**American
Autowire**

www.americanautowire.com 856-933-0801

510422

Volkswagen Turn Signal /
Emergency Flasher Wiring Kit

92971332 Rev 1.0 3/21/2016

WIRE FUNCTION CHART

<u>VW CIRCUIT</u>	<u>AAW CIRCUIT</u>	<u>WIRE GAUGE</u>	<u>WIRE COLOR</u>	<u>WIRE PRINTING</u>	<u>CIRCUIT FUNCTION</u>
58B	8	18	Gray	DASH LIGHTS	Emergency flasher terminal 58B to instrument panel light lead from headlight switch
L	14A	18	Light blue	LEFT FRONT TURN	In Line splice to left front directional light
L	14B	18	Light blue	LEFT DASH IND	In Line splice to left dash indicator light
R	15A	18	Dark blue	RIGHT FRONT TURN	In Line splice to right front directional light
R	15B	18	Dark blue	RIGHT DASH IND	In Line splice to right dash indicator light
54	16	16	Purple	TURN SWITCH FEED	Main power from panel connection 7 (TURN SW) to turn signal switch 54 feed wire
49A	27	14	Brown	TURN SWITCH FEED	Main power from panel connection 6 (HAZARD) to emergency flasher switch 49A terminal
L	18A	16	Yellow	LEFT REAR TURN	Turn signal switch to left rear directional
L	18B	16	Yellow	LEFT REAR TURN	In Line splice to emergency flasher terminal "L" for left rear turn
R	19A	16	Dark Green	RIGHT REAR TURN	Turn signal switch to right rear directional
R	19B	16	Dark Green	RIGHT REAR TURN	In Line splice to emergency flasher terminal "R" for right rear turn
	150	18	Black	GROUND	Ground lead for new directional indicator bulb socket



510422

Volkswagen Turn Signal /
Emergency Flasher Wiring Kit